




Melodics™

Learning Map.

A structured path through Melodics courses for keys.


Key Concepts



Building Chords



Building Melodies



Find out more & download melodics at Melodics.com



LET'S GET STARTED

Introducing the Learning Map.

Learning to play music is exciting, but getting started can be confusing and overwhelming. Where do you start? Where do you go next? What do you do when things get tricky?

This learning map for Melodics is designed to help you find your way.

The following 12 courses teach you the basics: Musical terms, concepts and keyboard techniques. Play at your own pace and embrace the challenge.


We've designed this pathway for you to follow, but try moving both ways. Forward through the courses, but also back to lessons you've passed so you can increase your scores or get those perfects. One of the joys of music learning is the satisfaction of easily re-playing a lesson you thought was super hard.

Melodics will help you track progress and practice, so check out the Home screen in Melodics and keep an eye on how you're getting on.

When you're ready, dive in!

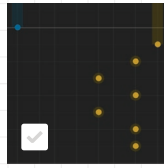
Tips for effective practice:

- Pay attention to your body. If your hands and back are tense, try to sit up straight and relax.
- To understand what you're learning in each lesson, read the course and lesson descriptions which explain the concepts and techniques further.
- Explore "Practice Mode" for a number of useful practice tools within lessons.
- If you're making the same mistakes every time, use loops in Practice mode to isolate and repeat this part until it improves.
- Start out slowly and focus on accuracy. Gradually increase the tempo as you become more confident.
- If the lesson feels too hard, try something else and come back later! You may find later that it wasn't so difficult after all.



The Learning Map.

START HERE




Introduction to Melodics

Start developing your rhythm and timing and get familiar with how Melodics works.

PRINT THIS PAGE OUT & TICK OFF THE COURSES AS YOU COMPLETE THEM.

Key Concepts

In this course, you'll learn the basics of rhythm including the downbeat and backbeat, the basics of hand independence, and simple chords.



Introduction to Exercises

By playing this course, you'll increase your hand-coordination abilities while also learning how Melodics' Exercises can help you build-up important musical skills.




Building Chords

Learn four simple pieces that demonstrate how chords are structured, how to alter them to change the mood and how to string them together to create music.




Building Rhythms

Begin training your ear to recognise the fundamental aspects of rhythm. Learn the basic terminology needed to describe rhythms and build technical facility and handedness.



Building Melodies

In this course you will learn about melodies and how they change and grow as we move them into new scales, key signatures and musical styles.




Chord Inversions

The notes of a chord can be reshuffled in any order. It remains the same chord but is known as an inversion. Explore this fundamental concept.




Pentatonic Scales

Harness the power of simple major and minor pentatonic scales and discover why they are so prevalent in the history of music.




Chords in Context

Level up on chords! Explore the use of major, minor, suspended, diminished and augmented triads in a range of musical contexts.



Building Arpeggios

Arpeggios are simply broken up chords. Explore this simple but crucial concept across a range of musical styles.



Syncopation & House

Improve your ability to play two-handed, syncopated rhythms and explore classic subgenres of House music.



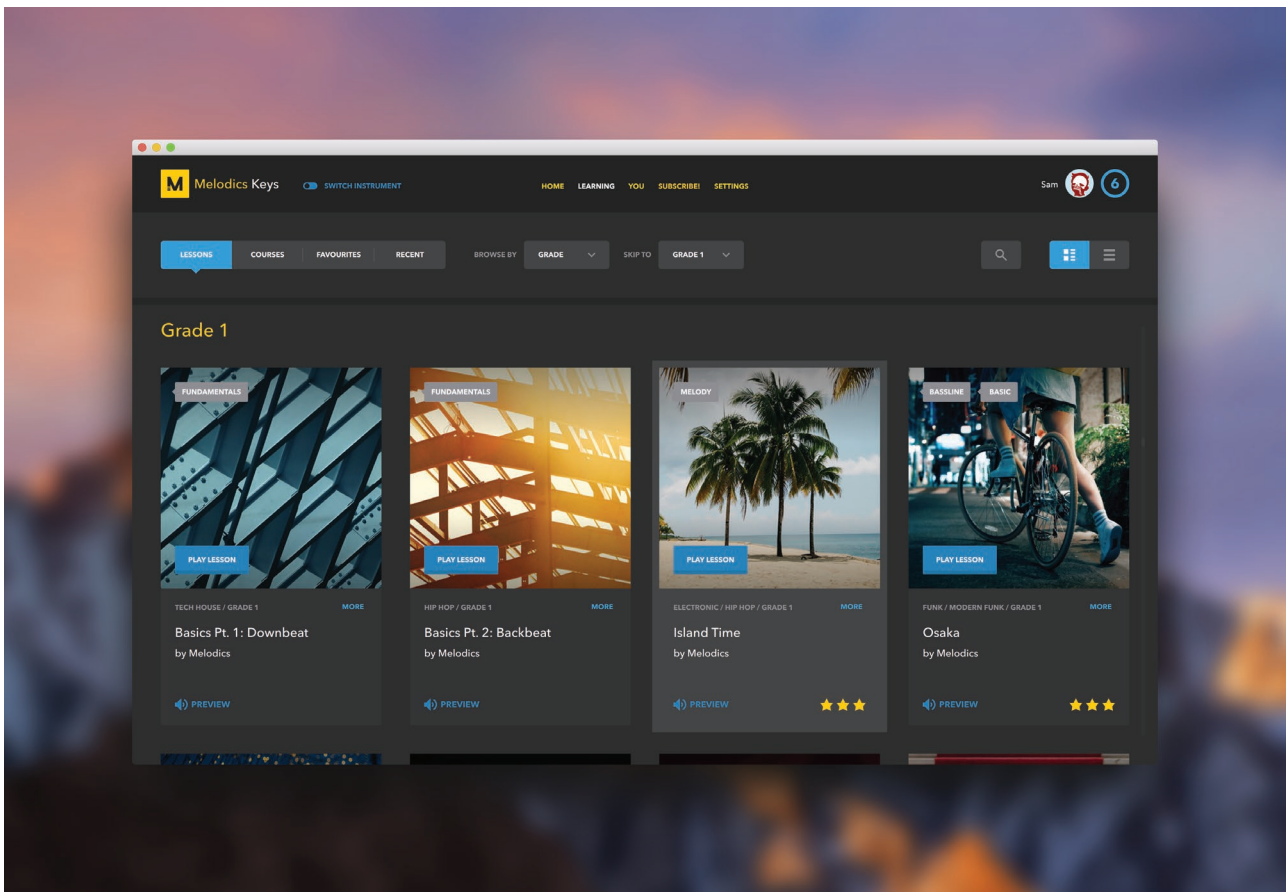


WHAT NEXT?

Continue your learning.

When you've completed the learning map, get ready to explore our huge range of lessons. Learning to be self-directed in your musical journey is essential, and Melodics makes it easy to find what you're looking for.

Use the filters at the top of the learning screen in Melodics to find lessons. Finding things too easy? Try browsing by Grade. Want to just focus on Hip Hop or Trap? Try browsing by Genre. If there's a particular skill or concept you want to explore more, try browsing by Tags.



Look for updates to the learning map, and look out for new lessons which are released weekly.

Keep up the great practice, and don't forget to jump back to earlier lessons every now and then to remind yourself how much progress you're making.